

MONTHLY REPORT JANUARY 2026

DURING THE REPORTED MONTH, PPHI SINDH PROVIDED FOLLOWING FREE OF COST SERVICES

Total Number of Health Facilities Managed by PPHI Sindh

S.No	Type of Health Facility	Number
01	Sindh Govt Hospital	4
02	Taluka Head Quarter Hospital	4
03	Rural Health Centre	44
04	Basic Health Unit Plus (24/7)	324
05	Basic Health Unit	445
06	Maternal and Child Health Centres	24
07	Government Dispensary	465
08	Others	153
	Grand Total	1,463

FREE OPD SERVICES

3.5

MILLION PATIENTS

MALNUTRITION CASES
Treated Under 5 years

187,199

DIARRHEA CASES
Treated under 5 years

64,267

DYSENTERY CASES
Treated under 5 years

7,294

No. of Individuals Managed for TB

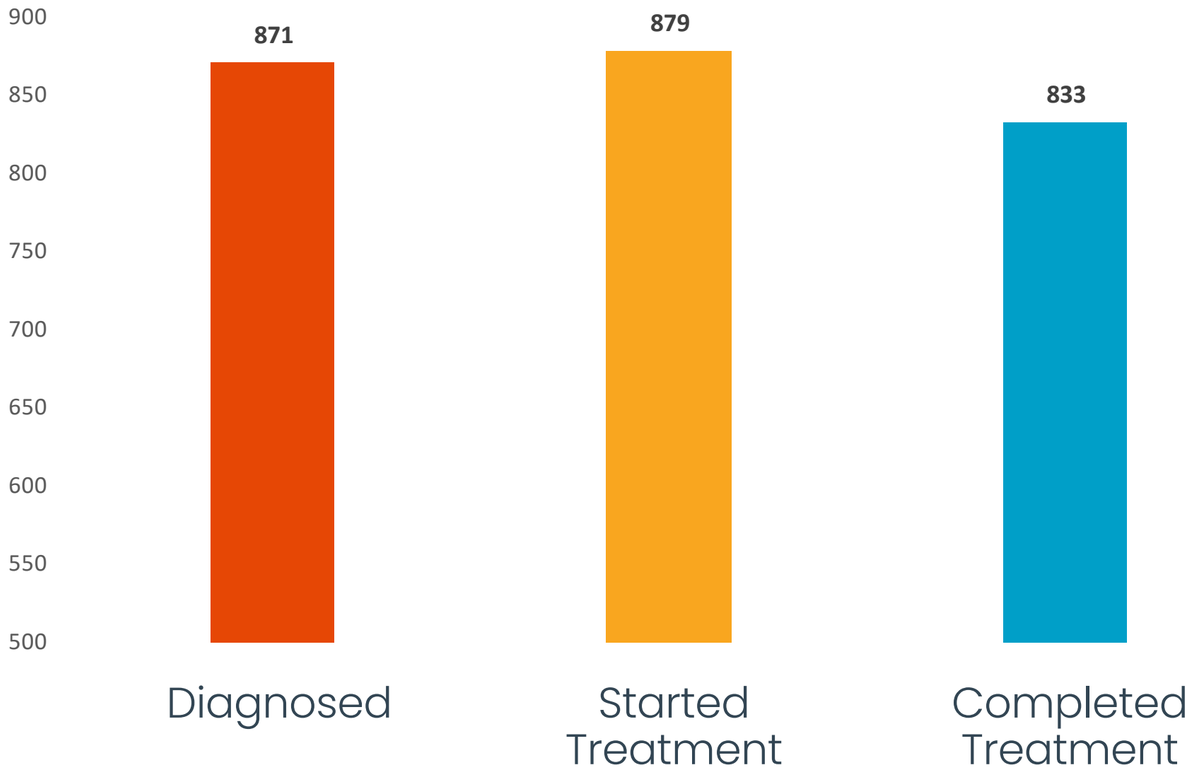

TB
SUSPECTS
75,974
PATIENTS

SUSPECTED
MALARIA

149,260
PATIENTS

Rapid Diagnostic Test (RDT)
140,658

Slides Examined
11,829

No. of Individuals Tested Positive for Malaria

MP +ve



Slides P. Falciparum +ve

Sides of P. Vivax +ve

491

Diagnostic Services, including ultrasound



MATERNAL HEALTH

(ANC, PNC and Delivery Covrage)

461,647

ANC VISITS

ANC-1	ANC-1 Women with Hb. <10 g/dl	ANC - Revisits
68,664	27,740	222,393

PNC VISITS

PNC-1	PNC - Revisits
43,263	93,376



Normal Deliveries
32,232

C- Section
1,719

KMC Admissions
2,597

Total Deliveries Conducted
33,951

FP
VISITS
107,291

LARC
10,091

Immediate PPFP
7,006

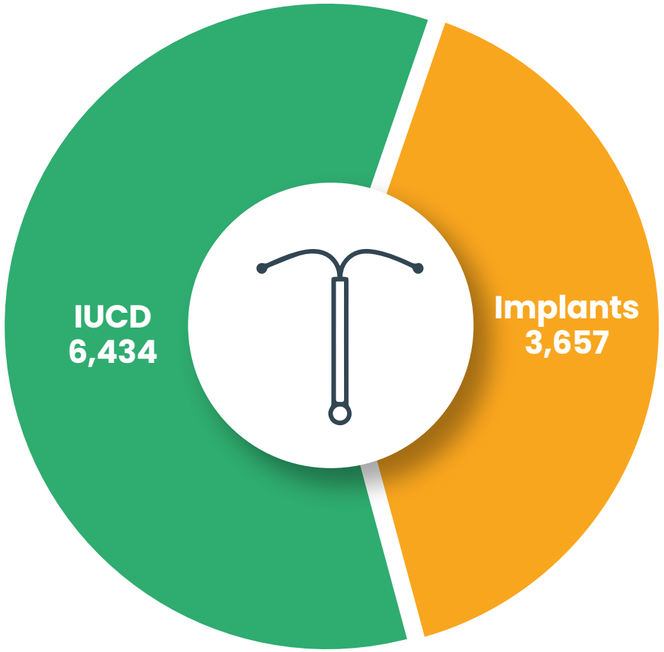

OTP Key Performance Indicators

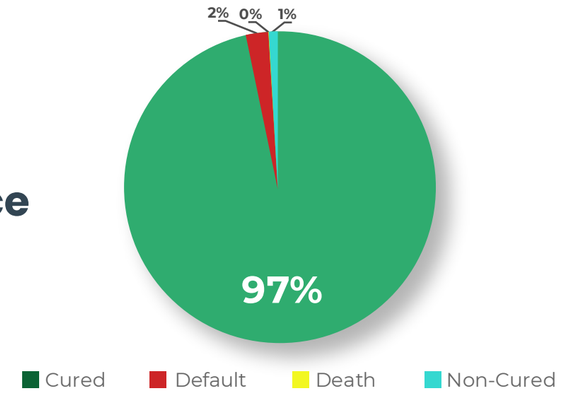

Nutrition Stabilization Center Performance

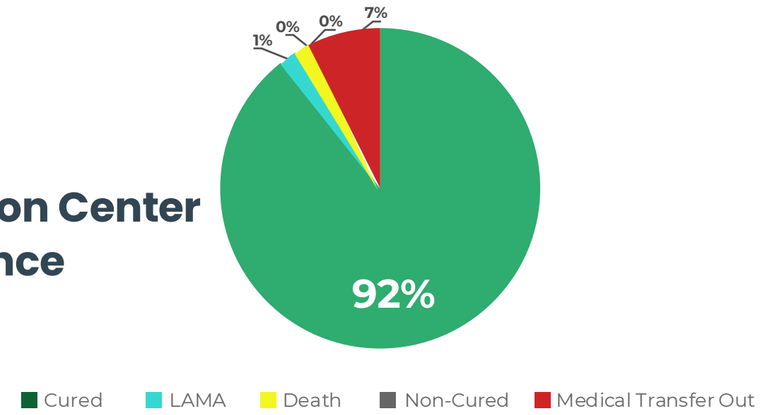

Awareness Sessions & Participants

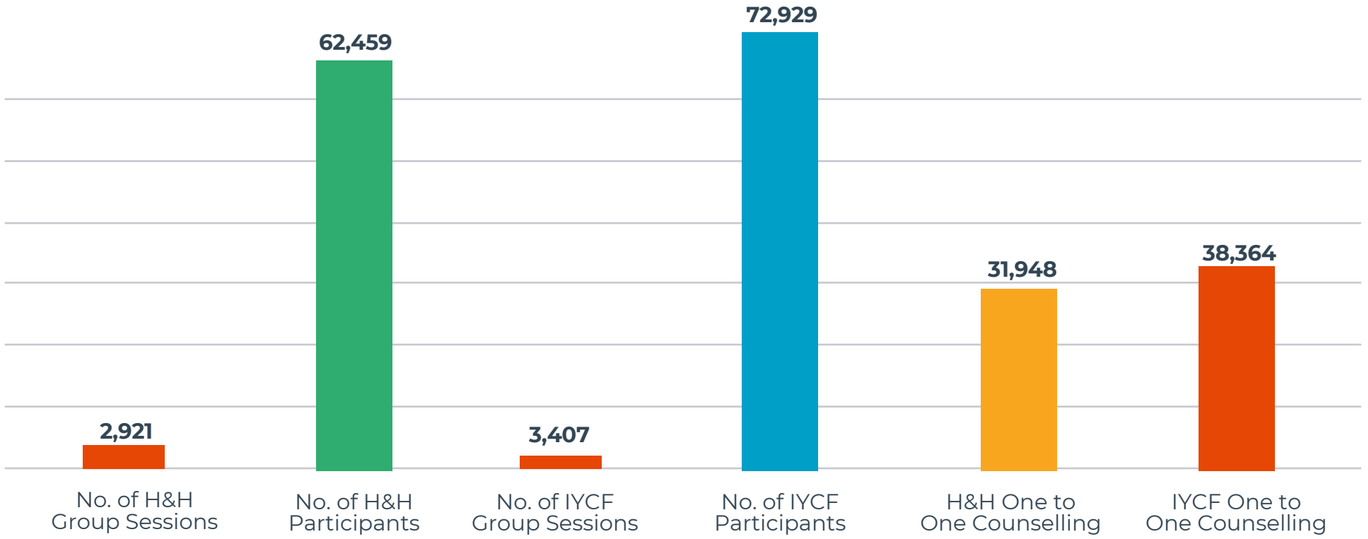

NUTRITION PROGRAM

Data for RHCs and Others for January -26

Data for RHCs and Others for January-26			
Indicators	RHCs and above	BHU Plus, BHU, GDs and Others	Total
OPD	673,273	2,884,160	3,557,433
FP	10,132	97,159	107,291
ANC-1	12,269	56,395	68,664
NVD	5,145	27,087	32,232
C-Sections	1,719	0	1,719
Lab	214,563	750,739	965,302
Ultrasound	29,639	68,873	98,512
X-ray	12,147	1,990	14,137
LARC	1,422	8,669	10,091